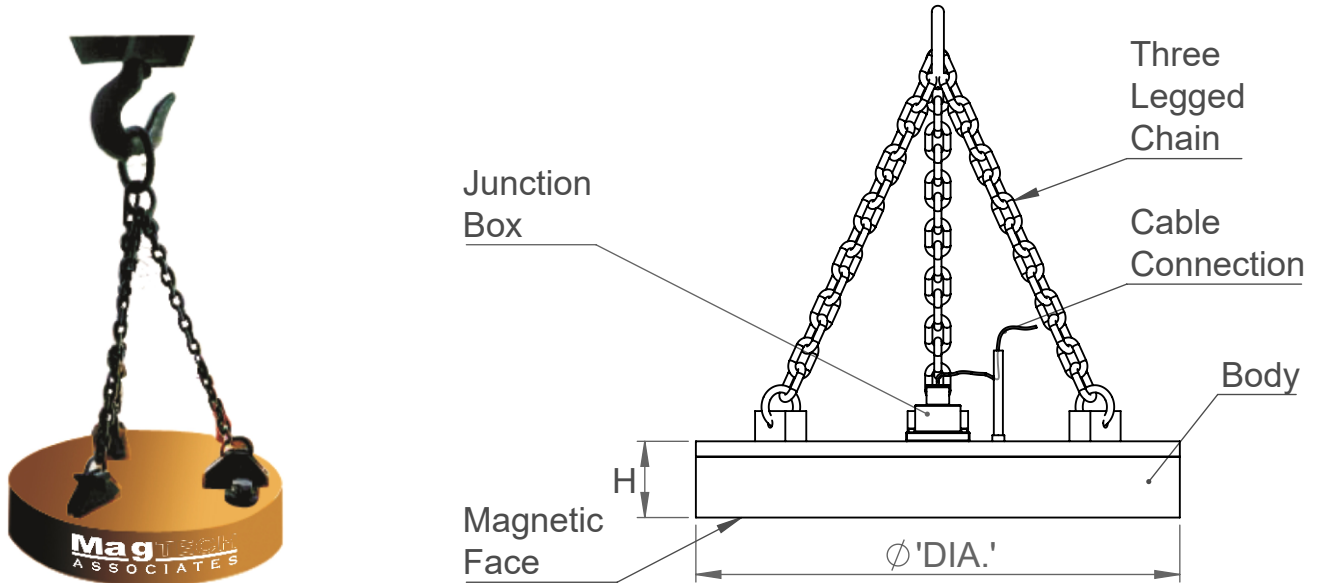


## Electromagnetic Lifter for Scrap Lifting (Circular)



### Application

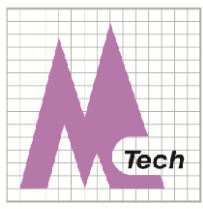
This special type of Electromagnetic Lifter is used for especially for SCRAP LIFTING. This device is required continuous D.C. power supply for energized (ON). The effectiveness of lifting capacity is varying due to its contact area of scrap; you can observe the following photographs for understand this term.

### Characteristics of Electromagnetic Lifter

- Construction:- Fabricated body using High Permeability Steel .
- Conductor:- Copper wire.
- Class of Insulation- Copper wire
- Class of Insulation:- H class
- Winding Base- FRP Former
- Input: Powers supply required:- 415V 3PH,50,HZ AC supply.
- Output: Operating voltage:- 220V D. C. supply.
- Operating Through:- Operating Pendent.

### Characteristics of Control Panel

- Input: Powers supply required:- 415V 3PH,50,HZ AC supply
- Output: Operating voltage:- 220V D. C. Supply
- Rectifier:- 3Phase bridge of silicon diodes
- Panel safety Precaution:- Using Fuses on AC & DC supply
- Indication:- Using 3 Indicator Bulbs Red Yellow Blue(RYB)



## Electromagnetic Lifter for Scrap Lifting (Circular)

Performance of Lifter:- The effectiveness of lifting capacity is varying due to its contact with lifting object. Example: If lifter having 100% contact area with lifting object and it capable to lift 10 Tons solid load lifting capacity it can be perform 5 to 10% (500 to 1000kgs approximate) effective for scrap lifting because uneven contact area of scrap with magnetic lifter.

### Operation Sequence (Follow-up the steps)

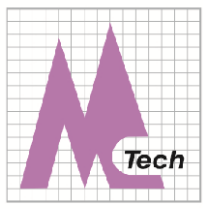
- 01) Installed Control Panel on crane or nearby location.
- 02) Provide external A.C. Supply to the control panel.
- 03) Connect Control panel with Lifter & Operating Pendant.
- 04) Hang this assembly with crane hook.
- 05) Align the lifter on lifting object properly.
- 06) Push Magnet "ON" button on operating pendant for energizing of lifter.
- 07) Lift the scrap of recommended height.
- 08) Carry it to desired place with minimum height.
- 09) After reaching to desire place, push Magnet "OFF" button on operating pendant for de-energizing of lifter.

### Scope of supply

- A) Electromagnetic Lifter
- B) Control Panel (Rectifier unit)
- C) Operating Pendant.

### Accessories

- A) Cable Drum
- B) Flexible Cables
- C) Cable carriers,
- D) Wire Rope for Cable carriers.
- E) Clamps for wire Rope
- F) Electrical parts which is consist in Control panel.



## Electromagnetic Lifter for Scrap Lifting (Circular)

### Available Sizes

Code No.	Size (LxWxH)	Lifting Capacity	Self Wt. (Approx.)
011-03-01	Dia.700 x H250 mm	7,000 kgs	800 kgs
011-03-02	Dia.1000 x H200 mm	10,000 kgs	1600 kgs
011-03-03	Dia.1400 x H250 mm	15,000 kgs	3000 kgs
011-03-04	Dia.1600 x H250 mm	17,000 kgs	4000 kgs
011-03-05	Dia.1900 x H250 mm	20,000 kgs	6000 kgs

### Applications

Metal Parts Lifting



Metal Wire Bundle Lifting



Metal Wire Bundle Lifting

