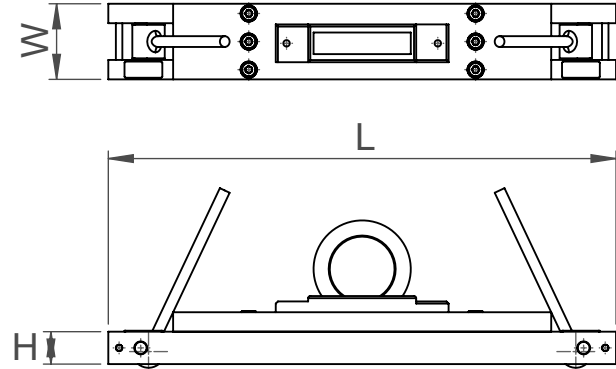


Shuttering Magnet [Rectangular Shape]



Application

This device is basically designed for PRECASTING of cement block, slab etc. Before innovation of this device the work has been done by using wooden strips, batten joining with nails as per the design and after casting it, the whole material has been waste, so that it loss productivity and waste of time and money.

Characteristics

These device consist of powerful Nd Fe B grade magnets it help to reduce the self weight and increases holding capacity. It operated by simple turn of lever for energize & de-energize (ON-OFF), no external power is required.

Operating Instructions

Permanent Magnetic Lifter use for any ferrous material.

The magnetic Field controlled by ON/OFF position of the handle/ lever.

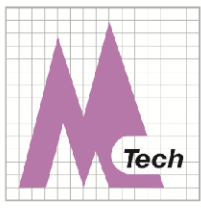
In "OFF" position, the handle is reset on the stopper to provide a total magnetic circuit will be short within the lifter body.

In "ON" position, the handle is rotated clockwise through 90 degree so that concentrated magnetic field is produced and transfer to the job through the poles.

To release load, turn the handle anticlockwise or in reverse direction for de-active the magnetic field.

Spares

All the spares like magnetic assembly, handle, safety lock assembly, stoppers, hook etc. are available so that lifter never in scrap (unused) conditions by wants of these spares.



Shuttering Magnet [Rectangular Shape]

Spares

All the spares like magnetic assembly, handle, safety lock assembly, stoppers, hook etc. are available so that lifter never in scrap (unused) conditions by wants of these spares.

Precautions

- a) Lifter used for that application which it made.
- b) Do not lift weight beyond recommended lifting capacity.
- c) Assure contact area and balance while lifting.
- e) Do not try to lift very HOT jobs.
- f) Magnetic faces should keep clean and dent free.
- g) When lifter is not in use for long period apply grease OR oil on magnetic faces it avoid to rusting of it.
- h) It is recommended to test load at least in a year so that it confirm the lifting capacity and life of spares.

Safety Factors

We provide three times factor of safety in it, which means, if lifter is recommended for 100 Kgs weight lifting capacity, it has been tested for 300 kgs lifting capacity, because practically magnetic face is not cover 100% with lifting object due to its unevenness, scaling, some coating on the job punching some character or number etc. these all factors are creating GAP between magnetic face and lifting object, hence factor of safety should be considered.

Performance of Lifter

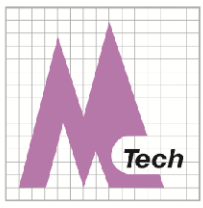
Consider 40% lifting force while lifting round job due to it line contact. For 100% utilization of recommended capacity, required close contact between magnetic face and lifting object.

Safety Related NORMS

Lifters are checked on Universal Testing Machine (UTM) for load testing. After testing, it certify by the Laboratory and provide the certificate.

Considering three times factor of safety, that means if the lifter is being recommended to lift 100kgs, this lifters should be lift 300 kgs, at least.

NOTE: It is recommended to test load at least in a year so that it confirm the lifting capacity and life of spares.



Shuttering Magnet [Rectangular Shape]

Operation Sequence (Follow-up the steps)

- 1) Hang the lifter with crane hook.
- 2) Align the lifter on lifting object and confirm whether the lifters are aligned properly or not (it should be properly align)
- 3) Turn the lever for energize (ON) it.
- 4) Lift it for 6" height (approximate) and confirm whether it is properly lifted or not.
- 5) Carry it to desired place with minimum height from ground level (1 feet height approximate).
- 6) After reaching to desire place, it kept properly and then de-energize (OFF) it.